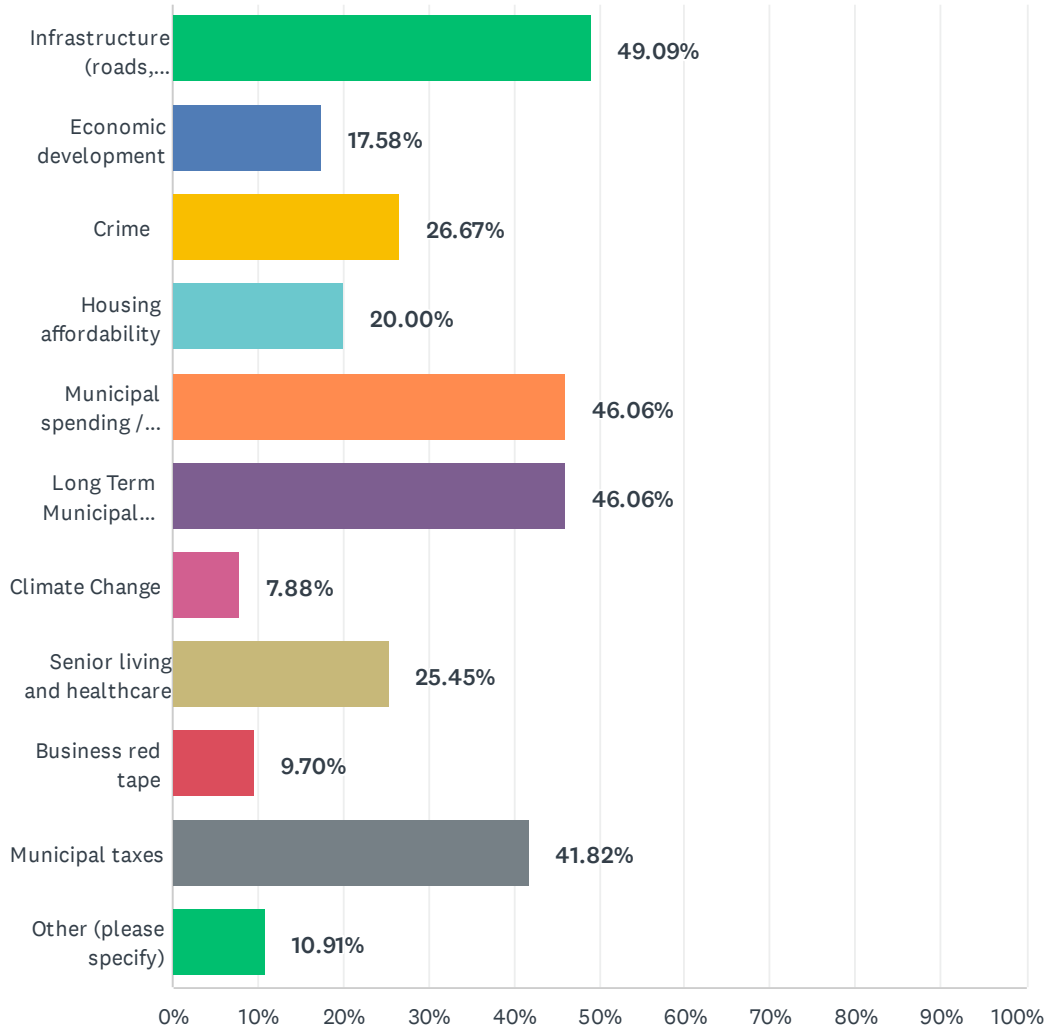


# Q1 Most Important Issues: What do you see as the most important issues for you and your community in the upcoming municipal elections? Pick up to three options.

Answered: 165 Skipped: 0

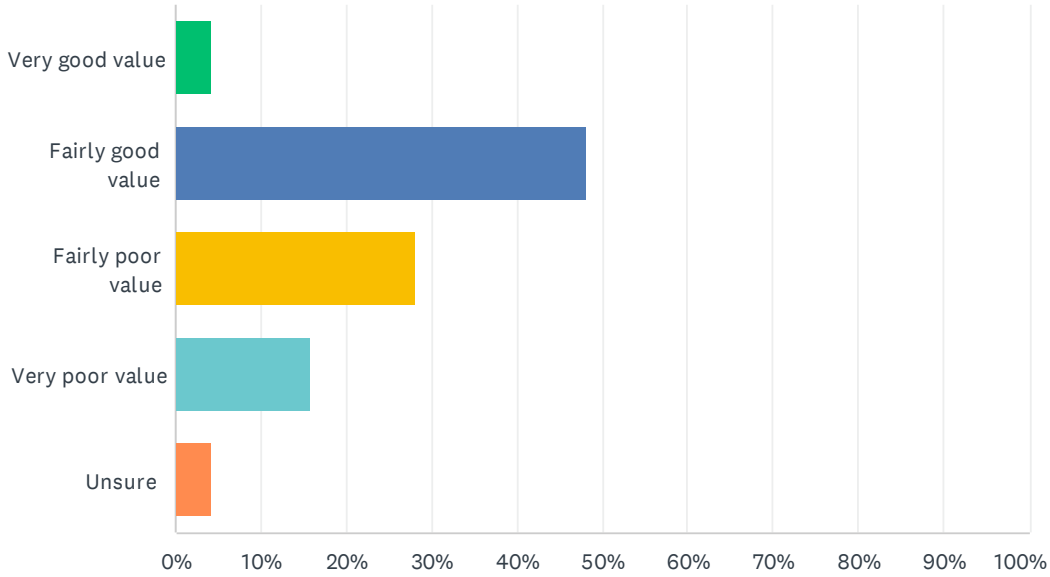


## Springfield Chamber of Commerce Citizen Survey

ANSWER CHOICES	RESPONSES	
Infrastructure (roads, bridges, water & sewer)	49.09%	81
Economic development	17.58%	29
Crime	26.67%	44
Housing affordability	20.00%	33
Municipal spending / Value for money	46.06%	76
Long Term Municipal Priorities and Planning	46.06%	76
Climate Change	7.88%	13
Senior living and healthcare	25.45%	42
Business red tape	9.70%	16
Municipal taxes	41.82%	69
Other (please specify)	10.91%	18
Total Respondents: 165		

## Q2 Value for Municipal Taxes: Do you think you receive good value for the taxes and fees you pay to the RM of Springfield?

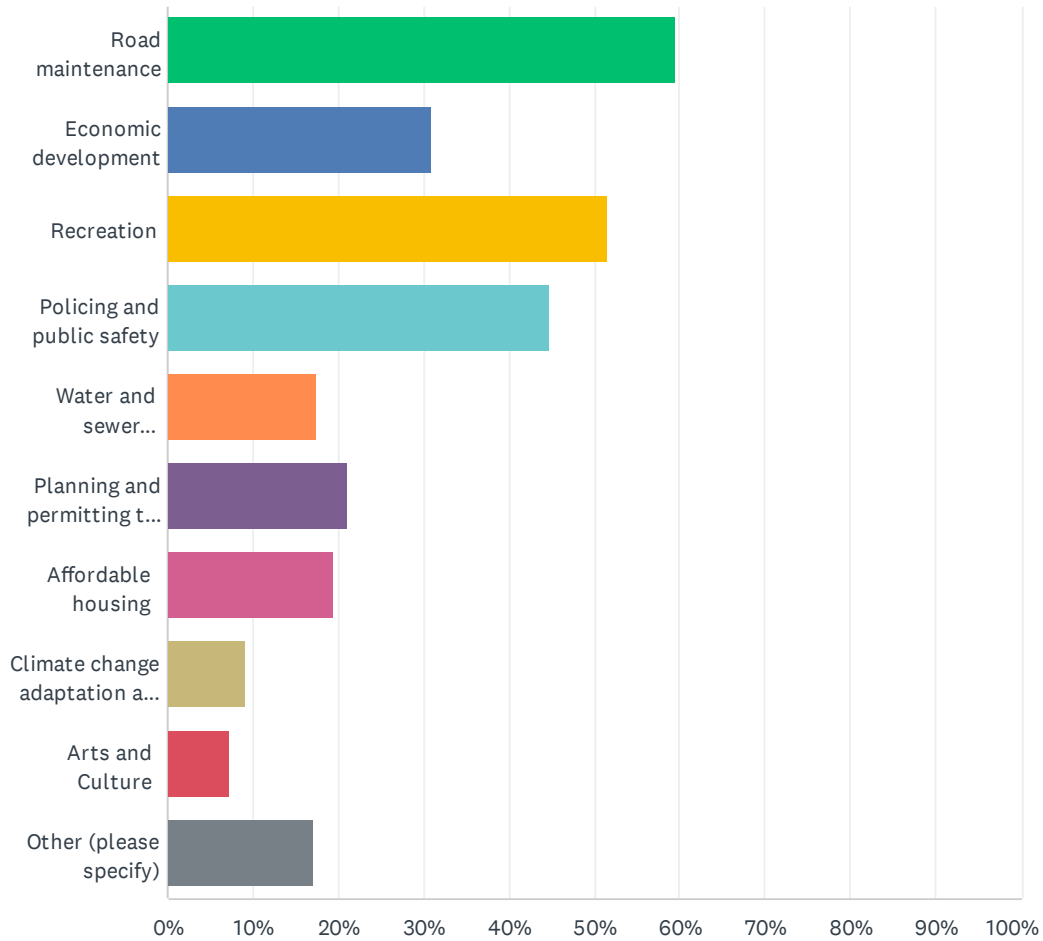
Answered: 164 Skipped: 1



ANSWER CHOICES	RESPONSES	
Very good value	4.27%	7
Fairly good value	48.17%	79
Fairly poor value	28.05%	46
Very poor value	15.85%	26
Unsure	4.27%	7
Total Respondents: 164		

### Q3 Spending Priorities: What do you think the priorities should be for RM spending? Pick up to three options.

Answered: 165 Skipped: 0

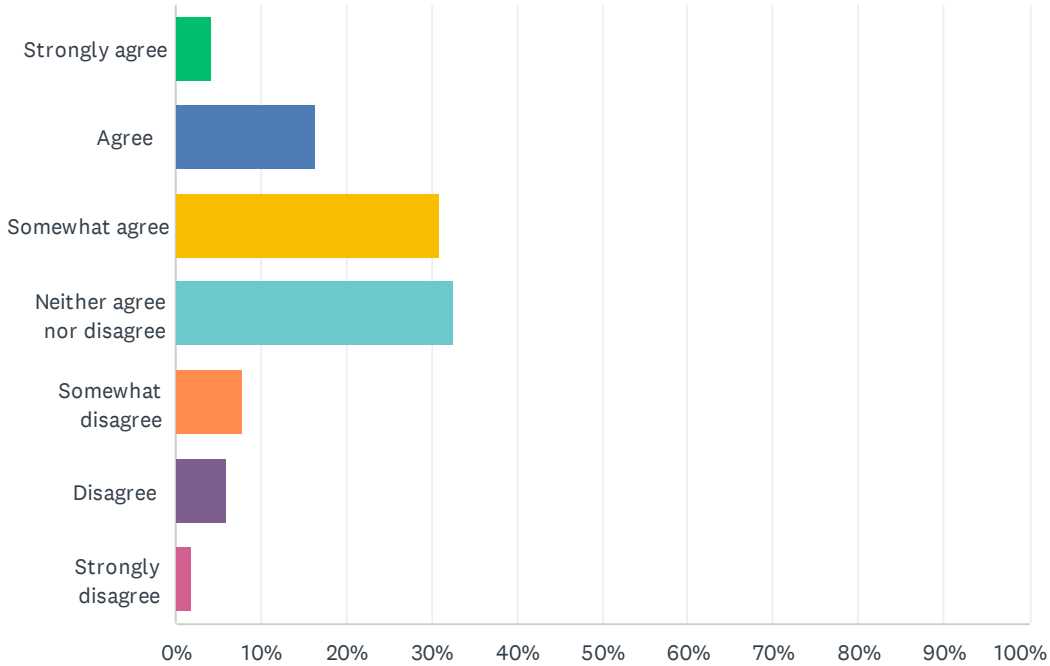


## Springfield Chamber of Commerce Citizen Survey

ANSWER CHOICES	RESPONSES	
Road maintenance	59.39%	98
Economic development	30.91%	51
Recreation	51.52%	85
Policing and public safety	44.85%	74
Water and sewer improvements	17.58%	29
Planning and permitting to enable new development	21.21%	35
Affordable housing	19.39%	32
Climate change adaptation and resiliency	9.09%	15
Arts and Culture	7.27%	12
Other (please specify)	16.97%	28
Total Respondents: 165		

### Q4 Is the RM business-friendly? Do you agree the RM of Springfield overall is business friendly and has a customer/client focus on its interaction with the business community?

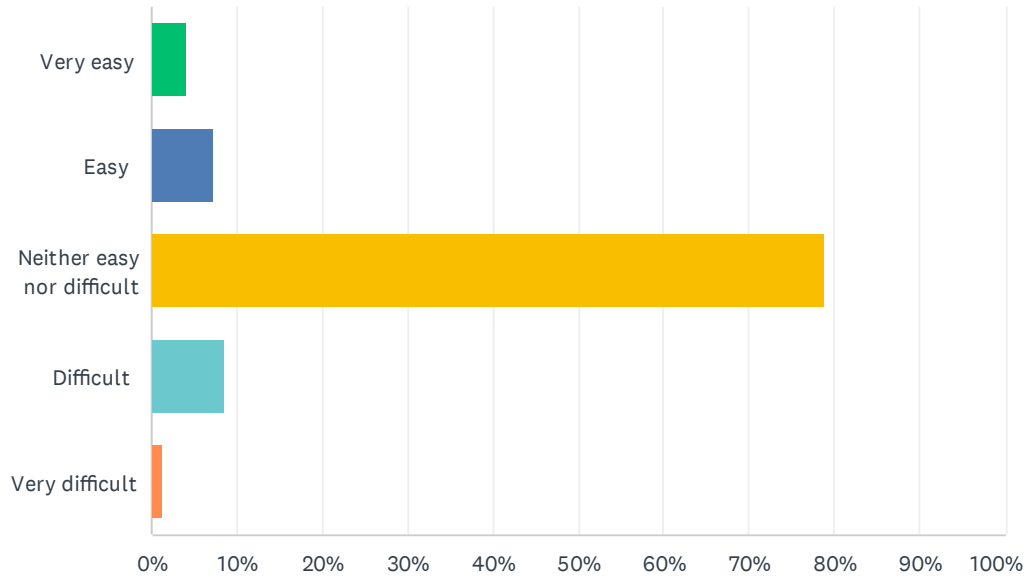
Answered: 165 Skipped: 0



ANSWER CHOICES	RESPONSES	
Strongly agree	4.24%	7
Agree	16.36%	27
Somewhat agree	30.91%	51
Neither agree nor disagree	32.73%	54
Somewhat disagree	7.88%	13
Disagree	6.06%	10
Strongly disagree	1.82%	3
<b>TOTAL</b>		<b>165</b>

## Q5 Ease of Starting a Business: In your experience, how easy is it to start a new business or non-profit organization in the RM of Springfield?

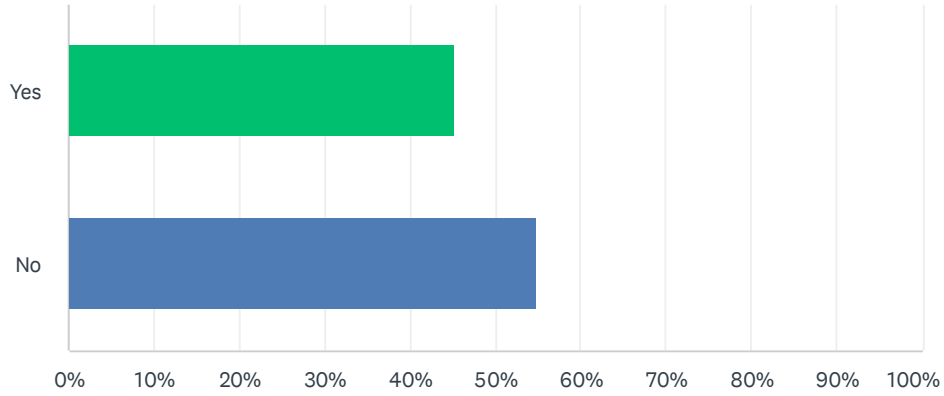
Answered: 152 Skipped: 13



ANSWER CHOICES	RESPONSES	
Very easy	3.95%	6
Easy	7.24%	11
Neither easy nor difficult	78.95%	120
Difficult	8.55%	13
Very difficult	1.32%	2
<b>TOTAL</b>		<b>152</b>

## Q6 Local Employment Do you currently travel outside of Springfield for employment?

Answered: 164 Skipped: 1

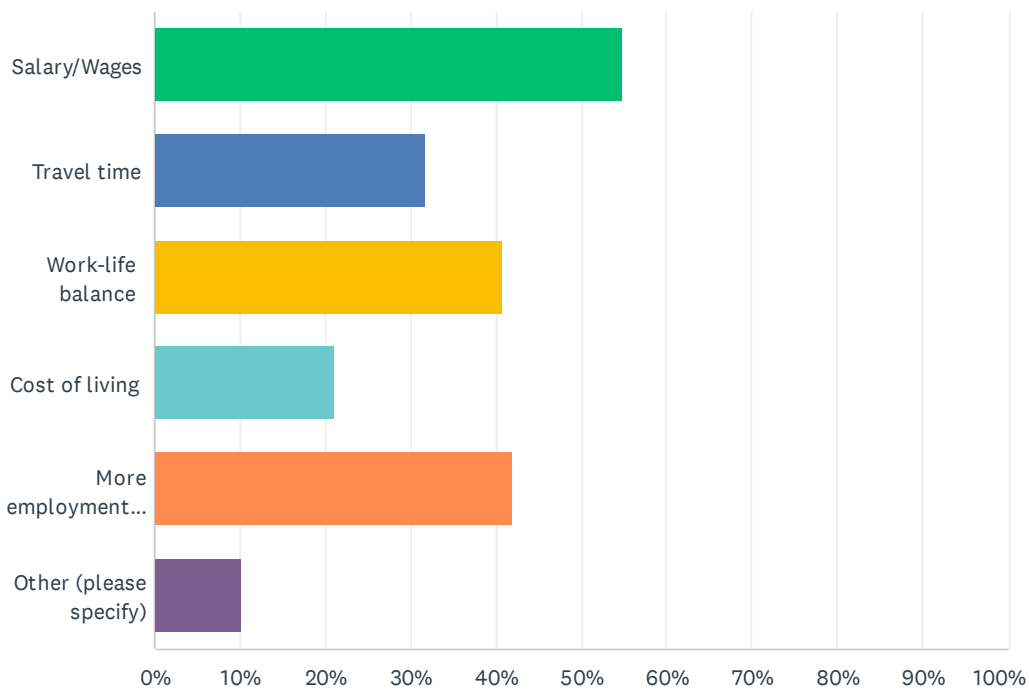


ANSWER CHOICES	RESPONSES	
Yes	45.12%	74
No	54.88%	90
Total Respondents: 164		



## Q7 What factors would make you consider working locally?

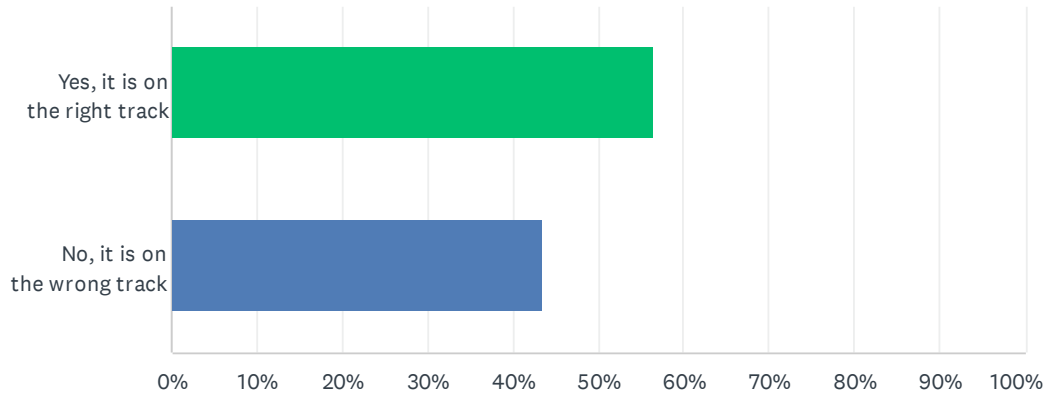
Answered: 157 Skipped: 8



ANSWER CHOICES	RESPONSES	
Salary/Wages	54.78%	86
Travel time	31.85%	50
Work-life balance	40.76%	64
Cost of living	21.02%	33
More employment options	42.04%	66
Other (please specify)	10.19%	16
Total Respondents: 157		

## Q8 Direction of the Municipality: Do you think the RM of Springfield is on the right track?

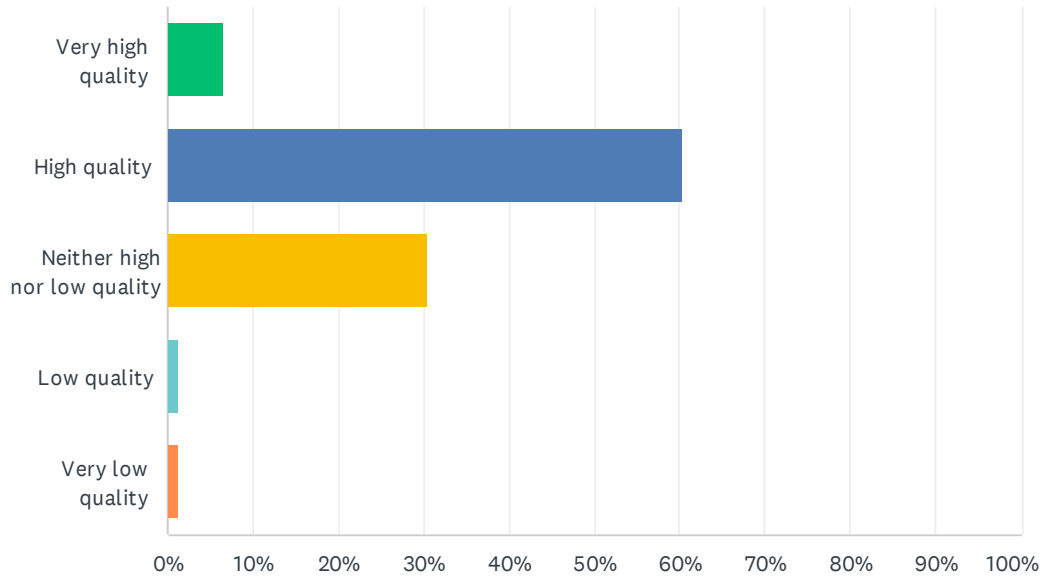
Answered: 152 Skipped: 13



ANSWER CHOICES	RESPONSES	
Yes, it is on the right track	56.58%	86
No, it is on the wrong track	43.42%	66
TOTAL		152

## Q9 Quality of Life in Springfield: In your opinion, how would you rate your quality of life in the RM of Springfield?

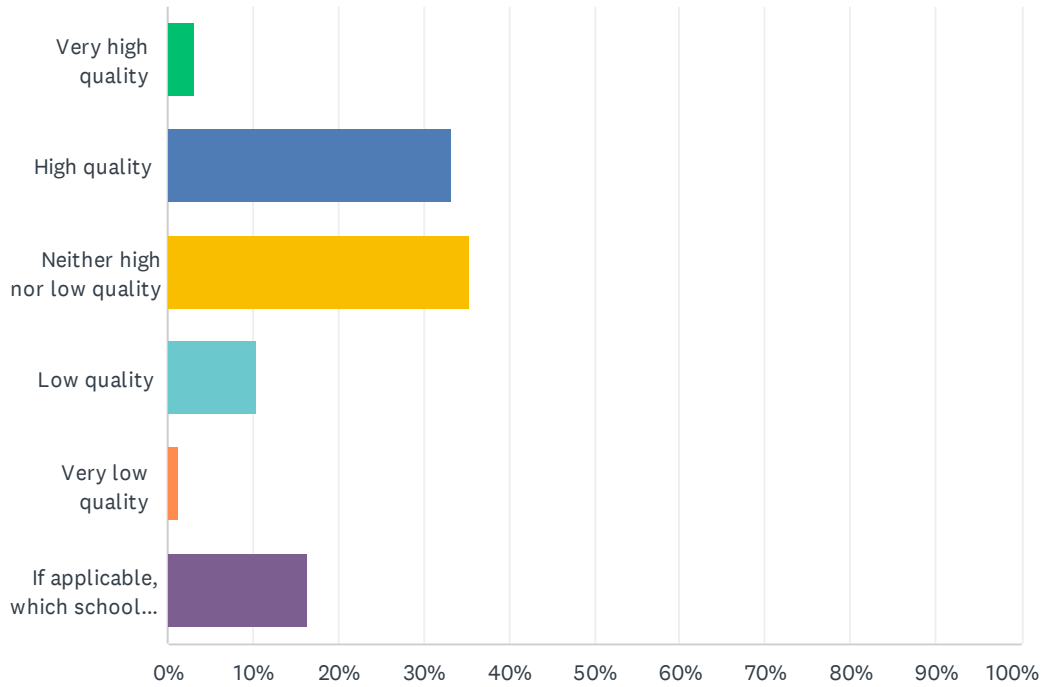
Answered: 164 Skipped: 1



ANSWER CHOICES	RESPONSES	
Very high quality	6.71%	11
High quality	60.37%	99
Neither high nor low quality	30.49%	50
Low quality	1.22%	2
Very low quality	1.22%	2
<b>TOTAL</b>		<b>164</b>

## Q10 Quality of Education: How would you rate the overall quality of learning experience in Springfield schools?

Answered: 153 Skipped: 12



ANSWER CHOICES	RESPONSES	
Very high quality	3.27%	5
High quality	33.33%	51
Neither high nor low quality	35.29%	54
Low quality	10.46%	16
Very low quality	1.31%	2
If applicable, which school does your child(ren) attend in Springfield? (please specify)	16.34%	25
<b>TOTAL</b>		<b>153</b>